


North Elementary


PTO

No Selling Fundraiser Information Guide




Contact us at:

im.north.pto@gmail.com



North Elementary PTO



Contact us at: im.north.pto@gmail.com

Dear Parents/G.....

In an effort to raise money, the PTO will be sponsoring several non-mandatory fundraisers throughout the 2013-2014 school year. The funds raised go toward special classroom activities, busing to various events, field trips, playground equipment, and other items that benefit the students and the North Elementary campus.

This communication is to inform you of our NO SELLING fundraising effort. The PTO will be collecting the following items:

Box Tops



Labels for Education



Pennies



Super One Receipts




Econo Foods Receipts



Attached you will find instructions on where to find these items and how to submit these items to support the students and staff at Iron Mountain's North Elementary school. To encourage student participation, the PTO will be dividing funds equally with each classroom. Teachers will receive shared proceeds in January and April. Funds raised will be used in-year to supplement field trip expenses, purchase classroom items, etc. After each collection event (January and April) the GRADE that brought in the most funds shall be recognized as TOP EARNER and will receive a PTO sponsored Pizza Party.






North Elementary PTO Penny Drive

Here is how it works:

- Students bring pennies to their classroom and place them in collection container.
- We are accepting PENNIES ONLY.
- No silver, gold, or paper money.
- Containers will be measured monthly.
- Measurement will be counted toward overall classroom/grade competition.
- Funds will be shared equally between PTO and classroom twice per year.



Contact us at:
im.north.pto@gmail.com



North Elementary PTO Receipt Collection

SAVE!!



Contact us at:
im.north.pto@gmail.com

It's as easy as 1 – 2 – 3 :

- 1) Shop locally at Super One or Econo Foods
- 2) Save your receipts
- 3) Send receipts to schools

The following will assist us with processing:

- Separate receipts by store
- Neatly fold the receipts
- Place receipts in clear baggie or envelope
- Print teacher name on bag/envelope

